



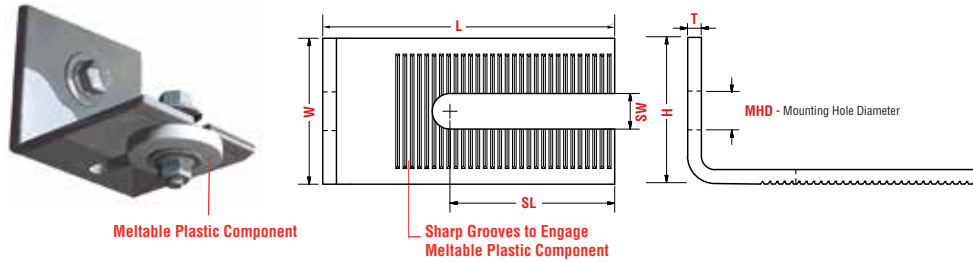
FERO

BREAK-AWAY FIRE-RELEASE CONNECTORS SPECIFICATIONS AND ORDERING

When ordering please forward the following specifications from the structural designer:

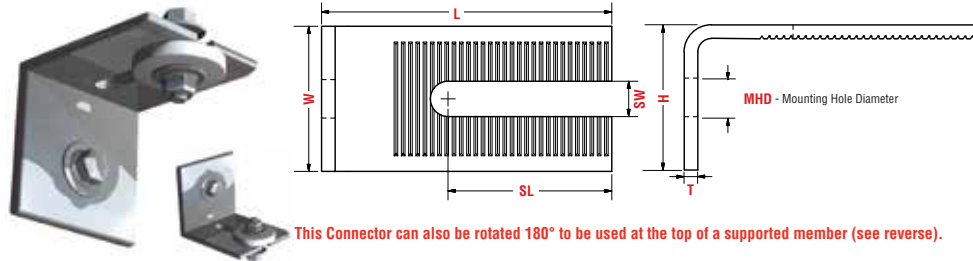
*Material thickness available - 1/4" (6.35mm), 1/2" (12.7mm) & 5/8" (16mm). If specifying Custom Connectors - use the column provided. For load bearing, adjust the width** to accommodate your load requirements.

Standard Connector for Lateral Support



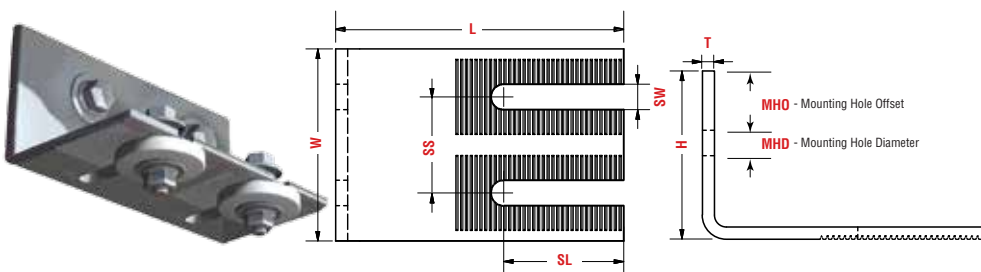
Dimension	Inch	Custom
L - Length		
W - Width	2"	
H - Height	2"	
T - Thickness*		
SL - Slot Length		
SW - Slot Width	0.29"	
MHD -	0.29"	
Order Quantity		

Inverted Connector for Lateral Support



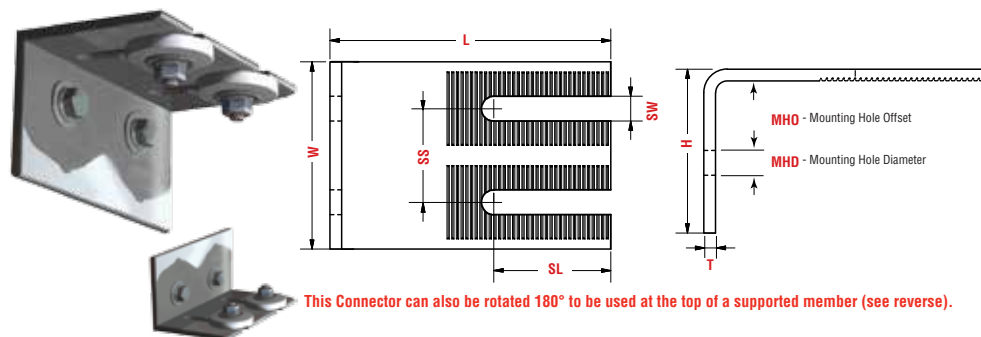
Dimension	Inch	Custom
L - Length		
W - Width	2"	
H - Height	2"	
T - Thickness*		
SL - Slot Length		
SW - Slot Width	0.29"	
MHD -	0.29"	
Order Quantity		

Dual Load Bearing Connector



Dimension	Inch
L - Length	
W - Width**	
H - Height	
T - Thickness*	
SL - Slot Length	
SW - Slot Width	
SS - Slot Separation	
MHO - Mounting Hole Offset	
MHD - Mounting Hole Diameter	
Order Quantity	

Dual Inverted Load Bearing Connector

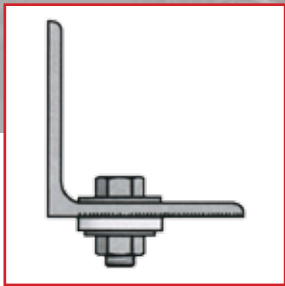



Dimension	Inch
L - Length	
W - Width**	
H - Height	
T - Thickness*	
SL - Slot Length	
SW - Slot Width	
SS - Slot Separation	
MHO - Mounting Hole Offset	
MHD - Mounting Hole Diameter	
Order Quantity	

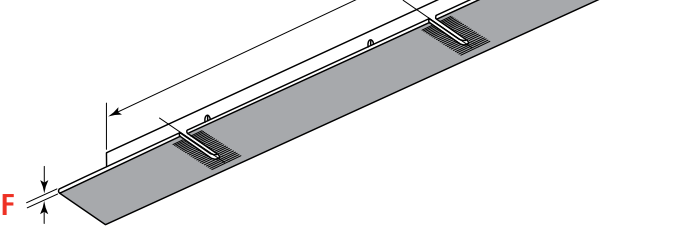
SEE REVERSE FOR ADDITIONAL TECHNICAL INFORMATION

Copyright © 2021 FERO Corporation

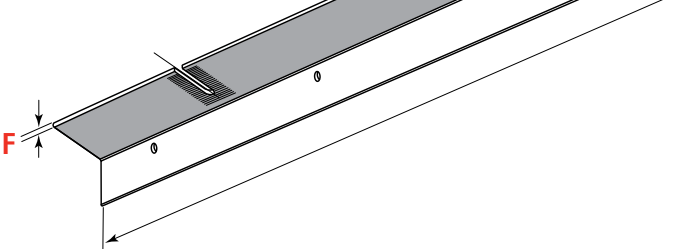
FERO® and Break-Away™ are registered trademarks of FERO Corporation.
Patented – US 8,490,340; US 8,490,341; US 8,955,263; US 9,234,344; CA 2 738 488; CA 2 751 858; CA 2 769 821; CA 2 865 824.



Roof Angle (Standard)

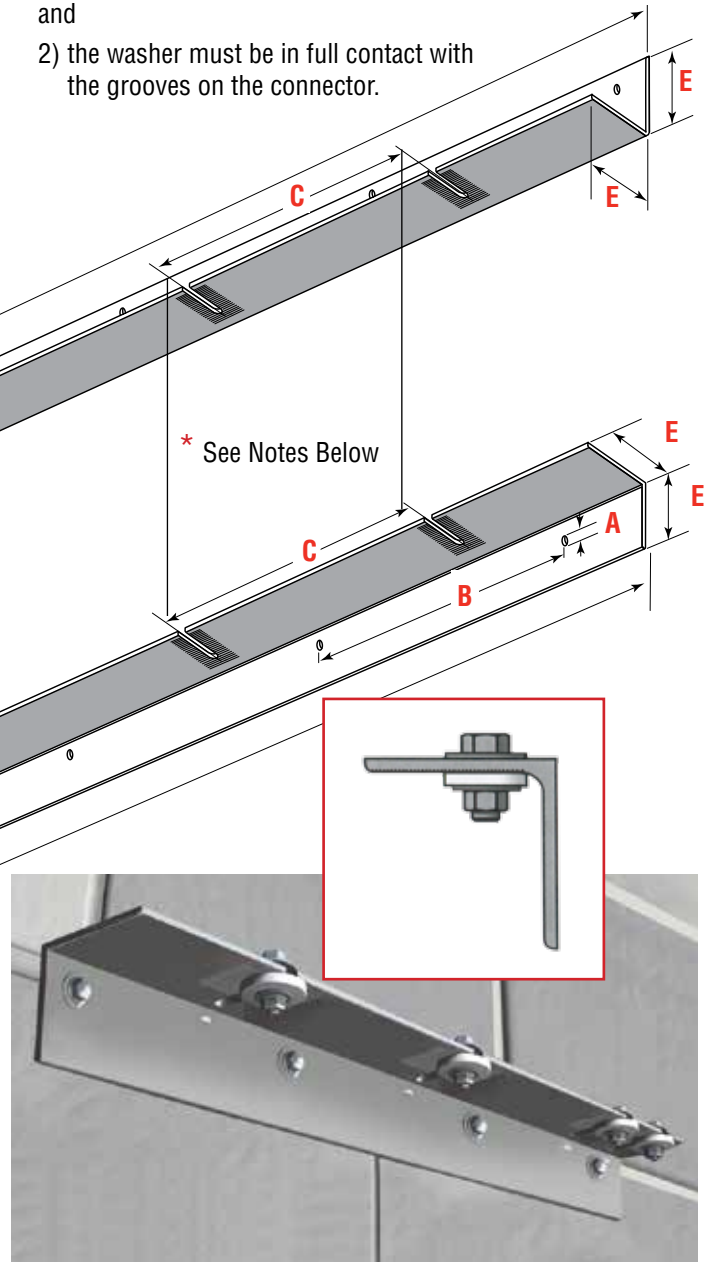


Floor Angle (Inverted)



Fero Break-Away Fire Release Connectors are to be installed under the following conditions:

- 1) The meltable washer must be exposed to the heat source, and
- 2) the washer must be in full contact with the grooves on the connector.



	Dimensions Imperial	Standard	Custom
A:	Bolt diameter	0.29"	
B:	Mounting Hole Separation	24"	
C:	Distance between OWSJ	24"	
D:	Length of Angle	10 ft.	
E:	Size of Angle	4" x 4"	
F:	Thickness	.25"	
	Roof Angle Qty.		
	Floor Angle Qty.		

*** Roof and Floor Angles are Fully Customizable**

C: Distance between OWSJ - project engineer to specify

D: Length of Angle - 10 ft most cost effective length - longer angles available by request

F: Thickness - 1/2 in and 5/8 in also available